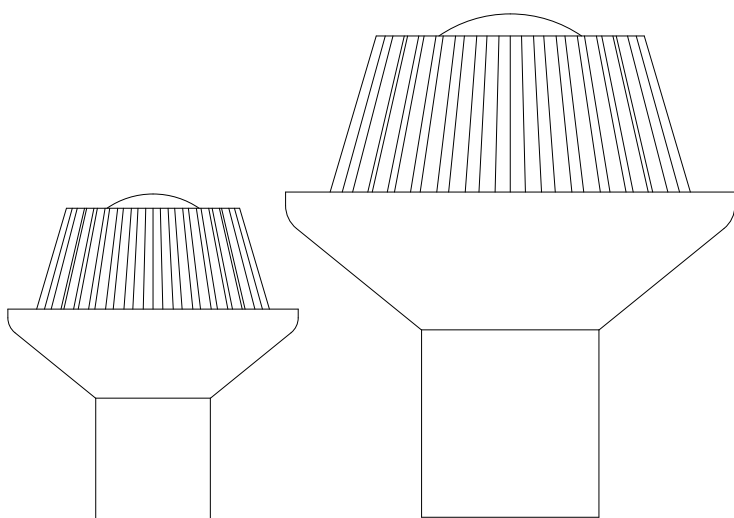


BOLD mini & BOLD maxi



**sml**

STUDIO MATTHIAS LAUCHE

Content

1. Graphic Symbols	3
2. Safety	4
3. Installation	5
4. Usage	6
5. Maintenance Instructions	6
6. Disposal	6
7. Troubleshooting	7
8. Intended Use	8
9. Light Bulb	8
10. Technical Data	9
11. Protection Class	9
12. EU Declaration of Conformity	9
13. Warranty	9
14. Contact Information	9

## 1. Graphic Symbols



CE Marking: The product complies with all EU legal requirements related to health and safety.



WEEE Symbol: Electrical devices must be disposed of separately.



Indoor Use Only: Not suitable for outdoor use.



Read instructions



Warning Symbol: Indicates potential risks that could cause injury or damage to the device.



Class II Protection: Double or reinforced insulation; no grounding conductor required.

## 2. Safety

To avoid injury or damage, read and understand these instructions before installing or using the BOLD mini & BOLD maxi lamp.

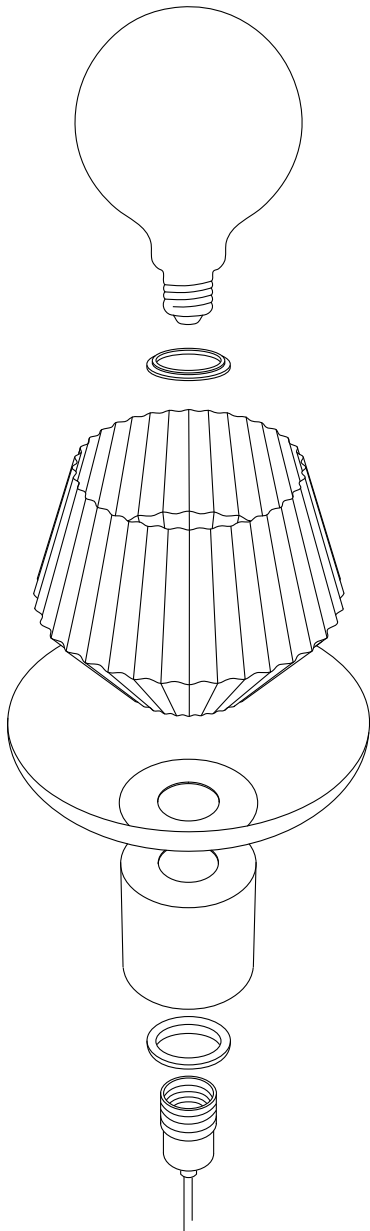
Misuse of the device can result in serious property damage, as well as severe injuries or worse.

The instructions and other provided information must be kept for future reference and should also be passed on with the product if it is transferred to a new owner.

The BOLD & BOLD XL lamp is intended exclusively for indoor use in private homes or similar environments (e.g., stores and offices).

Keep the device out of the reach of children to prevent it from being used as a toy.

Keep the device away from heat sources.



### 3. Installation

When installing the lamp for the first time, keep all components and materials that contain product information (inside and on the packaging).

Place the lamp on a stable, flat surface.

**Be cautious when near the power cable.**

**Loose cables can pose tripping hazards.**

**Ensure that the power cable is not damaged.**

**Do not use a deformed or damaged power cable.**

This lamp is not intended for through-wiring (looping-in) installations. Only connect the lamp as a single unit to the power supply.

No connection to other devices via the same power cable is allowed.



#### 4. Usage

**Do not use the device underwater. Doing so may result in severe injury or death.**

**Disconnect all connections before cleaning the device.**

**When cleaning the device, do not use excessive amounts of water.**

**Avoid letting water come into contact with the socket.**

**Use the device only indoors.**

#### 5. Maintenance Instructions

Before cleaning, unplug the device. Only use a dry cloth, or one that is lightly dampened with water. The cloth should be soft and lint-free. Do not use chemical cleaning agents, acids, or corrosive liquids to clean any parts of the device.

If the power cable is damaged or destroyed, it must be replaced by a qualified electrician.

If the light source of this device is defective, dispose of it according to national regulations as waste. Replace the bulb with a suitable E27 bulb of no more than 4 watts.

#### 6. Disposal



Electrical devices and packaging must not be disposed of with household waste. Follow national regulations for waste sorting and disposal.

## 7. Troubleshooting

Issue: Lamp does not light up.

Solution:

Check the power supply.

Ensure the light bulb is correctly installed.

Verify if the light bulb is defective.

Issue: Power cable is damaged.

Solution:

Disconnect the device immediately from the power supply.

Have the cable replaced by a qualified professional.



## 8. Intended Use


The device is intended for indoor use only. It may only be used with the components supplied with the BOLD & BOLD XL lamp or with components specifically defined for the lamp by Studio Matthias Lauche.

Modification of the product is not permitted, as it could make the device hazardous.

Studio Matthias Lauche assumes no liability for property damage or personal injury resulting from non-compliance with these instructions. In such cases, the warranty is void.

## 9. Light Bulb

The following light bulbs can be used:



# E27 G125 | G200

**Only LED, maximum 4 watts.**

**Note:** The light bulb is not included.



## 10. Technical Data

Product Name:	BOLD mini; BOLD maxi
Dimensions (in cm - WDH):	BOLD mini: 23 x 23 x 24 cm; BOLD maxi: 35 x 35 x 38 cm
Weight (kg):	BOLD: 0,4 kg; BOLD XL: 1,0 KG
Nominal Voltage & Frequency (Input):	230 V, 50 Hz
Maximum Power:	4 watts
Materials:	Lamp Base/Shade: Biobased industrial plastic, PLA



## 11. Protection Class

### Protection Class 2

IP20 – For use only in dry indoor areas. Not to be used in rooms or areas with high humidity or risk of dirt exposure.

## 12. EU Declaration of Conformity

Studio Matthias Lauche declares that the BOLD mini & BOLD maxi table lamps comply with the requirements of the Low Voltage Directive (2014/35/EU), the RoHS Directive (2011/65/EU) and the EMC Directive (2014/30/EU).

The full declaration of conformity can be provided upon request.

## 13. Warranty

The warranty is valid for two years from the date of delivery.

Studio Matthias Lauche is not liable for damages caused by improper use.

## 14. Contact Information

Studio Matthias Lauche  
Klewegarten 12  
30449 Hannover

web: [www.matthiaslauche.com](http://www.matthiaslauche.com)  
E-Mail: [sayhello@matthiaslauche.com](mailto:sayhello@matthiaslauche.com)



